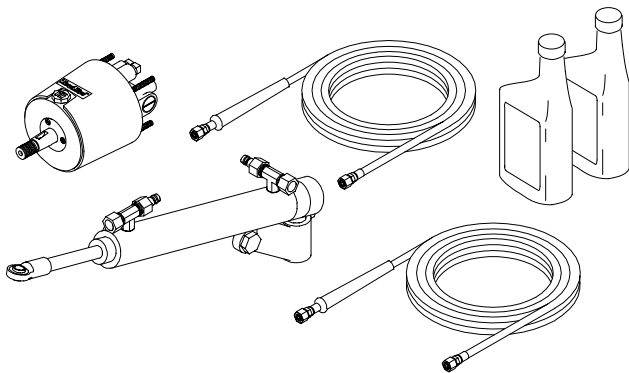


# SeaStar outboard steering

## SeaStar®

### SEASTAR® SPLASHWELL MOUNT OUTBOARD SYSTEM



*(5.5/6.5 turns  
lock-to-lock)*

DIMENSIONS: pages 160-162  
HOW TO MEASURE: page 84  
SERVICE PARTS: pages 148-157  
SUPPORT: [www.teleflexmarine.com](http://www.teleflexmarine.com)  
or call 604-270-6899

**NOTE:** When properly installed, this steering system will connect to most outboards, using the engine's tiller arm and an anchor point on or near the inside of the transom. Use only SeaStar outboard steering hoses (HO51/HO57 type) with SeaStar outboard steering. **Use of nylon tubing is not recommended for SeaStar outboard steering.**

**WARNING:** Do NOT use SeaStar PRO helms with the unbalanced splashwell cylinder. Doing so may cause steering wheel to lock up leading to possible loss of steering causing property damage and/or personal injury.

**A Very Economical Hydraulic Steering Alternative,** SeaStar splashwell mount steering is ideal for engines which do not have threaded engine tilt tubes (cannot use front or side mount cylinders). The splashwell mount cylinder typically attaches to an anchor point on or near the inside of the boat's transom.

## Applications:

An ideal hydraulic steering solution for engines without tilt tubes.

Single and dual non-power-assisted outboard engines up to 300 HP (600 combined HP for counter-rotating duals).

Suitable for speeds up to 60 MPH and dual station use (with purchase of extra helm, hose & fittings). Dual engines require purchase of a tie bar kit and extra hardware. *Not suitable for engines fitted with factory power steering.*

SeaStar P/A™  
available!

Tilt™  
STEERING  
available!

## Features:

- Ideal for outboard engines which do not have a tilt tube.
  - Design allows wide variety of mountings.
  - Light duty alternative to front mount cylinder where space allows.
  - Suitable for installation in shallow splashwells.
  - 5.5/6.5 turns lock-to-lock\* (unbalanced cylinder).
  - Compact helm has only a 4-7/16" footprint — needs only 3" dash hole (Tilt requires larger hole).
  - Standard 3/4" tapered steering shaft.
  - HC5380 features a compact 9" stroke for tight applications.
  - Meets A.B.Y.C. standards.
  - Meets N.M.M.A. certification requirements.
- \*using SeaStar 1.7 helm

# hydraulic outboard steering, splashwell mount cylinder

## Complete Systems:

System components sold separately. See application and ordering guides to select appropriate components.

## Components:

- SeaStar 1.7 Helm ..... HH5271
- Splashwell Mount Outboard Cylinder .... HC5380
- Hose Kit (2 hoses) ..... HO51\_\_
- SeaStar Oil (1 Quart Mil Spec H5006) .. HA5430

## Options:

- SeaStar 1.7 Sport Tilt Helm/Mech. .... HH5291
- SeaStar 1.7 Traditional Tilt Helm/Mech. HH5741

- SeaStar 1.7 Rear Mount Helm ..... HH5261

**SeaStar 1.7 Commercial Duty Helm..... HH5217**  
*(Designed for small Lobster and Crabbing vessels, these helms have a stainless steel shaft with heavy duty seal and wiper, which help protect the helm from the abrasive effects of sediment brought on board with traps or pots.)*

**WARNING:** Do NOT use SeaStar PRO helms with the unbalanced splashwell cylinder. Doing so may cause steering wheel to lock up leading to possible loss of steering causing property damage and/or personal injury.

- SeaStar Round Bezel Kit ..... HA5417  
*(Reduces helm protrusion by 3.75")*

- SeaStar Backplate Kit..... HA5418  
*(Reduces helm protrusion by thickness of dash and allows clean retrofit of SeaStar helm where following helms were previously installed: pre-1991 SeaStar, SyTen, and mechanical rotary steering)*

- SeaStar 20° Dash Wedge Kit ..... HA5419

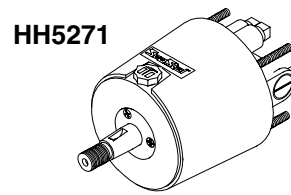
- SeaStar Bulkhead Hose Kit (2 hoses) ...HO81\_\_  
*(Allows installation through a bulkhead without additional fittings. See Page 14 for more information.)*

- SeaStar Twin Engine Tie Bar Kit .....HO5009  
*(See Application Guides on next two pages.)*

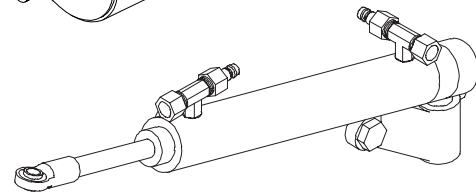
- Add-A-Station/Autopilot Fitting Kit ..... HF5501

## Service Items:

- SeaStar Oil (1 Gallon) ..... HA5440
- Steering Wheel Locknut ..... 747521

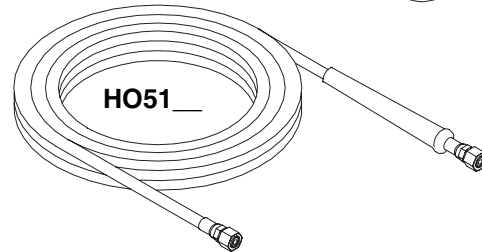
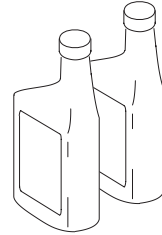


HH5271

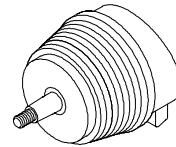


HC5380

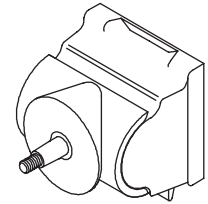
HA5430  
(2 shown)



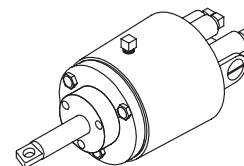
HO51\_\_



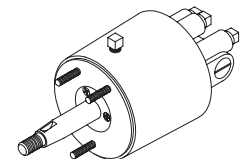
HH5291  
(includes Tilt Helm)



HH5741  
(includes Tilt Helm)

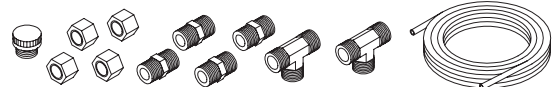


(Tilt Helm)



HH5261

HF5501

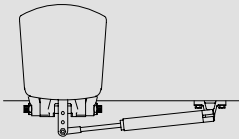
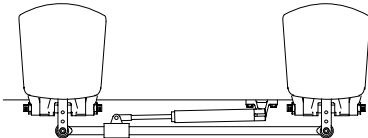


747521



# SeaStar outboard steering

## Ordering Guide: Splashwell Mount Systems

ENGINE/CYLINDER CONFIGURATION	COMPONENT DESCRIPTION	QTY. REQ'D	MODEL	PART NO.	
<b>SINGLE ENGINE (SINGLE CYLINDER)</b> Applications up to 300 HP maximum <u>NUMBER OF TURNS: 5.5/6.5</u>	CYLINDER	1	SPLASHWELL MOUNT	HC5380	
	HELM	1	SEASTAR 1.7	HH5271	
	HOSE KIT	1	OUTBOARD HOSE	H051__	
	OIL	3	SEASTAR OIL (QT.)	HA5430	
	<b>FOR EXTRA STEERING STATION ADD:</b>				
	HELM	1	SEASTAR 1.7	HH5271	
	FITTING KIT	1	ADD A STATION	HF5501	
	HOSE KIT	1	OUTBOARD HOSE	H051__	
	OIL	1	SEASTAR OIL (QT.)	HA5430	
	<b>FOR EXTRA STEERING STATION ADD:</b>				
<b>DUAL ENGINE (SINGLE CYLINDER)</b> Non-Counter-Rotating Applications to 300 HP max; Counter-Rotating Applications to 600 HP maximum. <u>NUMBER OF TURNS: 5.5/6.5</u>	CYLINDER	1	SPLASHWELL MOUNT	HC5380	
	TIE BAR KIT	1	TIE BAR ONLY	H05010	
	HELM	1	SEASTAR 1.7	HH5271	
	HOSE KIT	1	OUTBOARD HOSE	H051__	
	OIL	3	SEASTAR OIL (QT.)	HA5430	
	<b>FOR EXTRA STEERING STATION ADD:</b>				
	HELM	1	SEASTAR 1.7	HH5271	
	FITTING KIT	1	ADD A STATION	HF5501	
	HOSE KIT	1	OUTBOARD HOSE	H051__	
	OIL	1	SEASTAR OIL (QT.)	HA5430	
<b>OPTIONAL EQUIPMENT</b>	BACK PLATE KIT		FOR STANDARD HELMS)	HA5418	
	20 DEGREE WEDGE		(FOR STANDARD HELMS)	HA5419	
	AUTOPILOT FITTING KIT:		(FOR ALL HELMS)	HF5501	
	TILT HELM-SEASTAR 1.7			HH5741	
	REAR MOUNT HELM - SEASTAR 1.7			HH5261	
	POWER ASSIST STEERING			PA1200	

### NOTES:

These recommendations apply to factory stock outboards only. Modified installations may require a higher capacity steering system. If in doubt, contact our Teleflex Canada technical service for assistance. (Cylinder volume / helm displacement = number of turns.) The splashwell mount cylinder can be used on all engines complying with ABYC P17/NMMA/BIA standards provided they have a threaded attachment hole (3/8"-24 UNF thread) in the steering arm. **The splashwell mount cylinder (part no. HC5380) is not suitable for use on engines fitted with factory power steering.** For dual engines, use SeaStar or engine manufacturer's tie bar.

For all SeaStar outboard systems: Use following option A or B:

A) Outboard hose: order standard lengths (cannot be cut to length.) Part No. H051\_\_ / H057\_\_, where last two digits = length in feet.

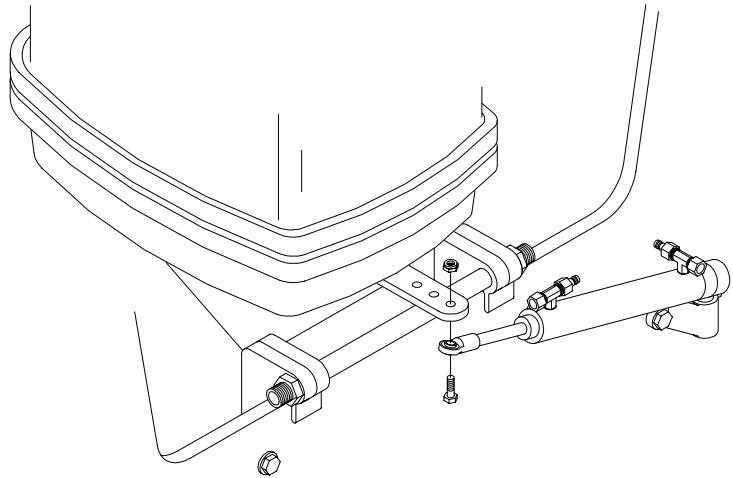
B) Copper tube: 3/8" diameter copper tube and hose kit part No. HF5508.

### WARNING:

Do NOT use SeaStar PRO helms with the unbalanced splashwell cylinder. Doing so may cause steering wheel to lock up leading to possible loss of steering causing property damage and/or personal injury.

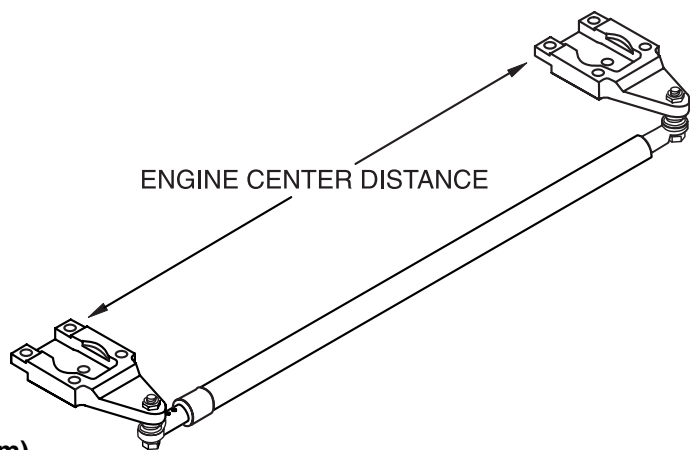
*Single Engine  
Cylinder  
Connection to  
Engine*

**HC5380 SPLASHWELL CYLINDER  
TYPICAL SINGLE ENGINE MOUNTING**



*Dual Engines  
Cylinder Tie Bar Kit*

**HO5010 SPLASHWELL MOUNT CYLINDER  
TIE BAR KIT (ALL ENGINES)**



**(WITH STANDARD TIE BAR:)  
MINIMUM ENGINE CENTER DISTANCE: 26" (660mm)  
MAXIMUM ENGINE CENTER DISTANCE: 36" (914mm)**