

# Teleflex Marine Tilt Steering



## Great for Any Boat

**Teleflex Tilt Steering** brings comfort and convenience to any boat. Tilt steering allows adjustment of the wheel to suit nearly any physique and driving position!

## Features:

- 5 adjustment positions in 12° increments.
- Attractive, rugged design.
- Models available for nearly all Teleflex steering systems! Look for this symbol: 
- Standard 3/4" tapered steering shaft.
- Meets/exceeds applicable requirements.

**NEW VERSIONS OF TILT COMING SOON!**  
(Contact Teleflex Marine for Details.)

**NOTE:** When properly installed, Tilt Steering systems will connect to engines with ABYC standard tilt tubes, using engine manufacturer's link arm. For other engines, see Steering Connection Kits section for options. **NFB is not for use with power-assisted steering or autopilots.**

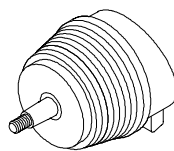
## Replacing an Existing Tilt?

### Identify the Existing Tilt Mechanism:

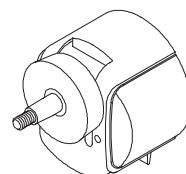
If the existing mechanism is a Teleflex Performance Tilt, Teleflex offers drop-in replacement components: Tilt mechanism, helm and cable. If the existing mechanism is Teleflex Standard or Deluxe Tilt, the mechanism and helm must be replaced. The cable must also be replaced *unless* the helm is a Safe-T QC, NFB 4.2 or Big-T type.

If the existing Tilt system is Morse® or any brand besides Teleflex, the mechanism, helm and steering cable must all be replaced. **See next three pages for more detailed information.**

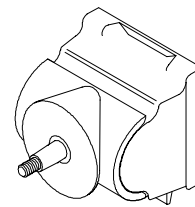
### TELEFLEX TILT MECHANISMS:



PERFORMANCE/  
SPORT TILT  
(1991-DATE)



STANDARD  
(1987-1994)



DELUXE  
(1988-1994)

### Identify the Existing Helm:

If the helm being replaced is any of those shown on the right page, it can be replaced and will bolt up to the Performance Tilt mechanism and connect to the existing steering cable.

**See next three pages for more detailed information.**

Helm and mechanism are included in the Dash Module kit, which is available for selected mechanical steering types.

## Upgrading to Tilt Steering?

**Before selecting your Tilt system, please refer to these guides:**

- "What to Consider When Servicing Steering" (page 11)
- "Identifying Steering on the Boat" (pages 12-22 and 24-25)
- "Steering Options Based on Engine Type" (pages 6-7)

Select the appropriate steering type from the guides listed above, then determine which part numbers are needed from the next page or the appropriate steering system page(s) on which Tilt Steering items are also listed.

## Complete Tilt System:

NFB 4.2 Tilt Steering Kit  
(Single Cable)..... SS157XX

## Dash Tilt Modules:

### For Non-Power Steered Applications:

NFB Safe-T II Tilt Dash Module..... SH1535150  
NFB 4.2 Single Tilt Dash Module..... SH1534910  
NFB Rack Tilt Dash Module ..... SH1535230

### For Power Steered Applications:

Safe-T QC Sgl. Tilt Dash Module .... SH1535094  
BM Rack Tilt Dash Module ..... SH1535210  
*Dash modules include helm, tilt mechanism, mounting hardware for helm/mechanism/steering wheel and instructions.*

## Components:

*If entire system is needed, order helm, mechanism and cable.*

NFB Safe-T II Tilt Helm..... SH91190P\*  
NFB 4.2 Single Tilt Helm ..... SH91526P\*  
NFB 4.2 Dual Tilt Helm ..... SH91527P\*  
NFB Rack Tilt Helm (single/dual)..... SH91630P\*  
Safe-T QC Single Tilt Helm ..... SH91523P\*  
Safe-T QC Dual Tilt Helm ..... SH91524P\*†  
BM Rack Tilt Helm (single/dual) ..... SH91610P\*  
HPS Tilt Helm ..... SH91650P\*  
Big-T Tilt Helm ..... SH91525P\*  
JBS Tilt Helm/Mech. (135° arc) ..... SH91678P\*\*  
JBS Tilt Helm/Mech. (270° arc) ..... SH91679P\*\*

\* Requires SH91500 tilt mechanism to complete Tilt Steering system installation.

\*\* Includes SH91500 tilt mechanism for complete Tilt Steering system installation.

† For power-assisted dual cable steered stern drives.

Performance Tilt Mechanism.....SH91500P

QC Cable (Safe-T QC/Rotary NFB) ... SSC62XX  
QC II Cable (Teleflex Rotary)..... SSC61XX  
Rack Single Cable ..... SSC134XX  
Rack Dual Cable..... SSC135XX  
HPS Rotary Cable (QC interface)..... SSC63XX  
Big-T Cable (single station push-pull). SSC72XX  
Big-T Cable (dual station)..... SSC81AxxBxx  
JBS Steering Cable ..... SSC219XX  
*(XX = cable length in feet. A 14' SSC134 would be SSC13414.*

*For how to measure, see page 25. For measurement of cables for Big-T dual station systems, see Big-T Dual Station pages.)*

## Service Items:

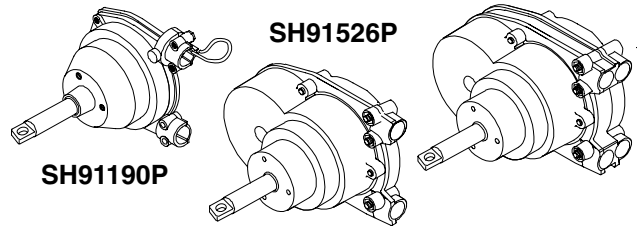
Steering Wheel Hardware Kit .....2745417P

SS157  
NFB 4.2 TILT  
SYSTEM



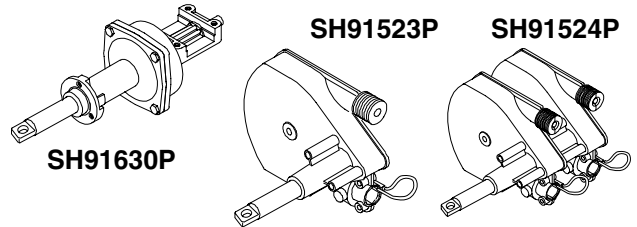
SH153  
TILT DASH  
MODULE

SH91527P



SH91190P

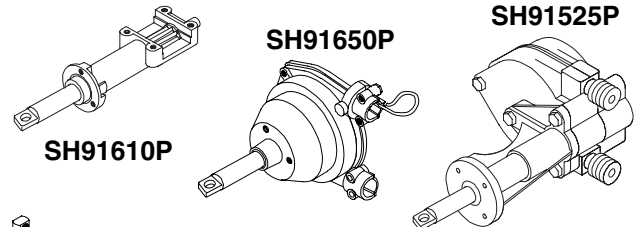
SH91526P



SH91630P

SH91523P

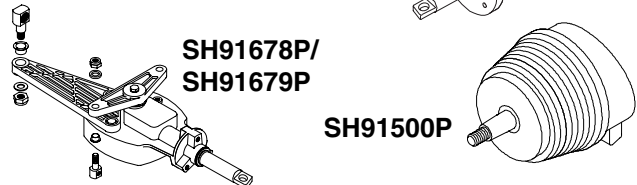
SH91524P



SH91610P

SH91650P

SH91525P



SH91678P/  
SH91679P

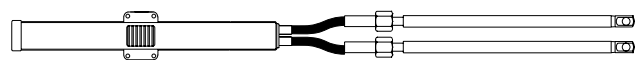
SH91500P



SSC62XX



SSC134XX



SSC135XX



SSC219XX